

**BRILLIANT INSTITUTE OF ENGINEERING AND TECHNOLOGY**


**INCOME AND EXPENDITURE ACCOUNT FOR THE YEAR ENDING 31 MAR 2024**

EXPENDITURE		AMOUNT	INCOME		AMOUNT
To	Staff Salaries And Benefits	10,58,11,795	By	Fees Receipts	13,88,77,247
To	Financial Charges	1,19,30,274	By	Other Income	13,24,397
To	Free Ships	24,15,000	By	Consultancy Projects	9,00,000
To	Vehicle Maintenance Diesel&Petrol	21,18,812	By	Endowments	2,50,000
To	Common Services & Affiliation Charges	49,59,229	By	Alumini	1,10,000
To	Conveyance	59,980			
To	E-Cap	1,55,000			
To	Repairs & Maintenance (Others)	44,52,391			
To	Building Repairs And Maintenance	61,53,830			
To	Computer Repairs And Maintenance	19,01,540			
To	Bank Charges	42,064			
To	Bio Gas	10,000			
To	Vehicle Repairs & Maintenance	4,85,589			
To	College Maintenance	15,39,424			
To	Green Environment & Energy Audit	25,000			
To	Electricity Expenses	3,84,621			
To	Telephone & Internet Expenses	5,55,396			
To	Printing And Stationary	88,867			
To	ISO	8,000			
To	Library	8,526			
To	Transportation Charges	3,000			
To	Postel & Courier Charges	500			
To	Welfare & Medical Expenses	1,08,990			
To	Mobilisation Fund	31,500			
To	Exam Fee	48,90,294			
To	Seed Amount	6,30,000			
To	Sports Items	18,538			
To	Student Welfare	33,000			
To	NAAC Fees	-67,751			
To	Water Charges	1,300			
To	Depreciation	1,48,96,415			
To	Excess of Income Over Expenditure	-2,21,89,479			
		<b>14,14,61,644</b>			<b>14,14,61,644</b>

for N R G & Co.,  
Chartered Accountants

KSVS NAARAYANA  
Partner

PLACE : HYDERABAD  
DATE : 29.09.2024



for BRILLIANT GRAMMAR SCHOOL EDUCATIONAL SOCIETY

Secretary

*(Handwritten Signature)*

*(Handwritten Signature)*

**PRINCIPAL**  
**BRILLIANT INSTITUTE OF**  
**ENGINEERING AND TECHNOLOGY**  
Vijaya Vittala: Abdullapurmet, R.R. Dist-501405

**BRILLIANT INSTITUTE OF ENGINEERING AND TECHNOLOGY**


**BALANCE SHEET AS AT 31.03.2024**

LIABILITIES	AMOUNT	ASSETS	AMOUNT
LOAN FROM SOCIETY	41,36,13,589	FIXED ASSETS	
RESERVES AND SURPLUS	(15,64,89,931)	Gross Block	37,24,38,947
PROVISION FOR EXPENSES	2,00,53,427	Less: Depreciation	24,13,18,441
SUNDRY CREDITORS	46,58,517	DEPOSITS	
		Fixed Deposit	5,30,943
		CASH & BANK BALANCES	20,34,580
		FEEs RECEIVABLE	14,81,49,574
	<b>28,18,35,602</b>		<b>28,18,35,603</b>

for BRILLIANT GRAMMAR SCHOOL EDUCATIONAL SOCIETY

for N R G & Co.,  
Chartered Accountants

KSVS NAARAYANA  
Partner




*(Handwritten Signature)*  
Secretary

PLACE : HYDERABAD  
DATE : 29.09.2024

*(Handwritten Signature)*  
**PRINCIPAL**  
**BRILLIANT INSTITUTE OF**  
**ENGINEERING AND TECHNOLOGY**  
Vill & Md: Abdullapurmet, R.R. Dist.

DEPRECIATION ON FIXED ASSETS

Description	Gross Block	Additions		Deletions		Totals	Depreciation	Total	Written Down Value	Rates	
		Before 180 Days	After 180 Days	Before 180 Days	After 180 Days						
Xerox Machines	9,83,000		6,75,000			9,83,000	99,370	5,63,098	6,62,468	15%	
Air Conditioner		6,75,000				30,00,000	2,75,625	2,75,625	27,24,375	0	
Buildings	30,29,85,338					30,29,85,338	1,23,86,422	19,15,07,540	11,14,77,798	10%	
Books	49,99,066					49,99,066	42,402	49,99,066	0	100%	
Computers	1,54,95,785					1,54,95,785	1,90,463	1,52,10,090	2,85,695	40%	
Furniture	26,53,607					26,53,607	74,251	19,85,350	6,68,257	10%	
Lab Equipments	1,55,80,297	1,45,291				1,57,25,588	6,90,257	1,18,14,133	39,11,454	15%	
Land	52,73,314					52,73,314	0	0	52,73,314	0%	
Office Equipment	4,57,427					4,57,427	9,685	4,02,545	54,882	15%	
College Equipment	63,82,285					63,82,285	5,08,073	35,03,202	28,79,083	15%	
Solar System	0	16,00,000				16,00,000	2,40,000	2,40,000	13,60,000	15%	
Software	3,80,309					3,80,309	2,42,292	2,97,499	82,810	40%	
Ups	20,15,405					20,15,405	1,15,238	13,62,392	6,53,013	15%	
Vehicles	1,04,87,823					1,04,87,823	90,91,675	2,09,422	11,86,726	15%	
	36,76,93,656	24,20,291	23,25,000			37,24,38,947	22,64,22,026	1,48,96,415	24,13,18,441	13,11,20,506	14,12,71,630

  
 PRINCIPAL  
 BRILLIANT INSTITUTE OF  
 ENGINEERING AND TECHNOLOGY  
 And Appraisal, R.F. Dist-501005.