


# BRILLIANT INSTITUTE OF ENGINEERING & TECHNOLOGY



(Sponsored by: Brilliant Grammar School Educational Society)  
 (Approved by AICTE, New Delhi, Govt. of Telangana & Affiliated to JNTU, Hyderabad)  
 Abdullapur(V), Abdullapurmet (M), R.R. Dist - 501505  
 Website: [www.b-iet.ac.in](http://www.b-iet.ac.in), E-mail: [principal@b-iet.ac.in](mailto:principal@b-iet.ac.in) Cell: 9652929786

4.4.1 Expenditure incurred on maintenance of physical facilities and academic support facilities excluding salary component, during the last five years		
Year (2021-2022)		
Head of expenditure (for ex. Repairs and maintenance)	Item of expenditure (for ex. AMC for Lab equipment and computers, garden maintenance etc.)	Amount (INR in Lakhs)
maintenance of physical facilities	Repairs and maintenance others	9.74
Maintenance of academic facilities	Computers and Repairs and maintenance	16.47
	College maintenance	17.47
Total		43.68

Year (2020-2021)		
Head of expenditure (for ex. Repair and maintenance)	Item of expenditure (for ex. AMC for Lab equipment and computers, garden maintenance etc.)	Amount (INR in Lakhs)
maintenance of physical facilities	Repairs and maintenance others	2.13
Maintenance of academic facilities	Computers and Repairs and maintenance	1.12
	College maintenance	2.13
Total		5.38

  
**PRINCIPAL**  
 BRILLIANT INSTITUTE OF  
 ENGINEERING AND TECHNOLOGY  
 Vill & Mdt: Abdullapurmet, R.R Dist-501 505.

# BRILLIANT INSTITUTE OF ENGINEERING & TECHNOLOGY

College Code: QA



(Sponsored by: Brilliant Grammar School Educational Society)  
(Approved by AICTE, New Delhi, Govt. of Telangana & Affiliated to JNTU, Hyderabad)  
Abdullapur(V), Abdullapurmet (M), R.R. Dist - 501505  
Website: [www.b-iet.ac.in](http://www.b-iet.ac.in), E-mail: [principal@b-iet.ac.in](mailto:principal@b-iet.ac.in) Cell: 9652929786

## Year (2019-2020)

Head of expenditure (for ex. Repair and maintenance)	Item of expenditure (for ex. AMC for Lab equipment and computers, garden maintenance etc.)	Amount (INR in Lakhs)
maintenance of physical facilities	Repairs and maintenance others	12.86
Maintenance of academic facilities	Computers and Repairs and maintenance	9.87
	College maintenance	12.34
Total		35.07

## Year (2018-2019)

Head of expenditure (for ex. Repairs and maintenance)	Item of expenditure (for ex. AMC for Lab equipment and computers, garden maintenance etc.)	Amount (INR in Lakhs)
maintenance of physical facilities	Repairs and maintenance others	11.85
Maintenance of academic facilities	Computers and Repairs and maintenance	14.04
	College maintenance	12.19
Total		38.08

## Year (2017-2018)

Head of expenditure (for ex. Repair and maintenance)	Item of expenditure (for ex. AMC for Lab equipment and computers, garden maintenance etc.)	Amount (INR in Lakhs)
maintenance of physical facilities	Repairs and maintenance others	3.44
Maintenance of academic facilities	Computers and Repairs and maintenance	12.61
	College maintenance	5.76
Total		21.81

*[Signature]*  
PRINCIPAL  
BRILLIANT INSTITUTE OF  
ENGINEERING AND TECHNOLOGY  
Vill & Mdl: Abdullapurmet, R.R Dist-501 505.



# BRILLIANT INSTITUTE OF ENGINEERING AND TECHNOLOGY

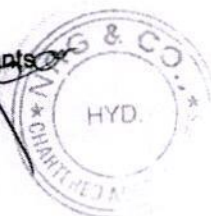
## INCOME AND EXPENDITURE ACCOUNT FOR THE YEAR ENDING 31 MAR 2022

EXPENDITURE		AMOUNT	INCOME		AMOUNT
To	Staff Salaries	10,53,97,225	By	Fees Receipts	14,99,01,560
To	Financial Charges	86,60,531	By	Other Income	1,65,706
To	Free Ships	25,80,000	By	Consultancy Projects	7,50,000
To	Vehicle Maintenance Diesel&Petrol	75,64,781	By	Endowments	2,25,000
To	Common Services & Affiliation Charges	74,06,258	By	Alumini	1,40,000
To	Conveyance	66,120			
To	E-Cap	1,55,000			
To	Repairs & Maintenance (Others)	9,74,502			
To	Building Repairs And Maintenance	23,91,211			
To	Computer Repairs And Maintenance	16,47,474			
To	Bank Charges	35,726			
To	Vehicle Repairs & Maintenance	30,36,886			
To	College Maintenance	17,47,904			
To	Green Environment & Energy Audit	25,000			
To	Electricity Expenses	47,511			
To	Telephone & Internet Expenses	1,47,953			
To	Printing And Stationary	1,16,239			
To	ISO	8,000			
To	Library	2,12,124			
To	Transportation Charges	4,960			
To	Postel & Courier Charges	2,600			
To	Mobilisation Fund	26,300			
To	Rates & Taxes	7,94,640			
To	Registration and Membership Fee	1,00,300			
To	Exam Fee	50,17,102			
To	Sports Items	11,600			
To	Seed Amount	5,80,800			
To	TAFRC Fee	1,24,000			
To	Welfare & Medical Expenses	63,497			
To	Depreciation	1,80,54,050			
To	Excess of Income Over Expenditure	-1,58,18,029			
		<b>15,11,82,266</b>			<b>15,11,82,266</b>

for N R G & Co.,  
Chartered Accountants

KSVS Naarayana  
Partner

PLACE : HYDERABAD  
DATE : 25.08.2022



for BRILLIANT GRAMMAR SCHOOL EDUCATIONAL SOCIETY

Secretary

**PRINCIPAL**  
**BRILLIANT INSTITUTE OF**  
**ENGINEERING AND TECHNOLOGY**  
Vill & Md: Abdullapurmet, R R Dist-501 505.

# BRILLIANT INSTITUTE OF ENGINEERING AND TECHNOLOGY

BALANCE SHEET AS AT 31.03.2022

LIABILITIES	AMOUNT	ASSETS		AMOUNT
LOAN FROM SOCIETY	39,62,31,980	FIXED ASSETS		
RESERVES AND SURPLUS	(11,97,50,019)	Gross Block	36,65,58,643	
PROVISION FOR EXPENSES	54,55,037	Less: Depreciation	21,00,68,597	15,64,90,046
SUNDRY CREDITORS	56,06,508	DEPOSITS		
		Fixed Deposit		
		Other Deposits	10,000	10,000
		CASH & BANK BALANCES		42,93,795
		FEES RECEIVABLE		12,67,49,664
	<b>28,75,43,506</b>			<b>28,75,43,505</b>

for N R G & Co.,  
Chartered Accountants

KSVS Naarayana  
Partner



for BRILLIANT GRAMMAR SCHOOL EDUCATIONAL SOCIETY

Secretary

PLACE : HYDERABAD  
DATE : 25.08.2022

**PRINCIPAL**  
**BRILLIANT INSTITUTE OF**  
**ENGINEERING AND TECHNOLOGY**  
& Midl: Abdullapurmet. R.R Dist-501 505.



BRILLIANT INSTITUTE OF ENGINEERING AND TECHNOLOGY

Annexure - 1

DEPRECIATION ON FIXED ASSETS										
Description	Gross Block	Additions		Totals	Depreciation			Written Down Value		Rates
	31.03.2021	Before 180 Days	After 180 Days	31.03.2022	Upto 31.03.2021	During the Year	Total	as on 31.03.2022	as on 31.03.2021	
Xerox Machines	3,34,000		4,60,000	7,94,000	1,59,650	60,653	2,20,302	5,73,698	1,74,350	15%
Buildings	30,29,85,338			30,29,85,338	15,00,66,546	4,60,04,070	19,60,70,616			
Computers	1,54,36,085	59,700		1,54,95,785	1,41,73,122	5,29,085	1,47,02,187	7,93,598	12,62,963	40%
Furniture	26,53,607			26,53,607	17,36,930	91,668	18,28,598	8,25,009	9,16,677	10%
Generator	0			0	0	0	0	0	0	15%
Lab Equipments	1,53,25,258	2,55,039		1,55,80,297	94,12,241	9,25,208	1,03,37,450	52,42,847	59,13,016	15%
Land	52,40,165			52,40,165	0	0	0	52,40,165	52,40,165	0%
Office Equipment	4,57,427			4,57,427	3,68,060	13,405	3,81,465	75,962	89,367	15%
College Equipment	63,82,285			63,82,285	16,94,179	7,03,216	23,97,395	39,84,890	46,88,106	15%
Software	2,08,114			2,08,114	2,07,389	290	2,07,679	435	725	40%
Ups	16,29,625			16,29,625	10,60,203	85,413	11,45,620	4,84,005	5,69,417	15%
Vehicles	1,04,87,823			1,04,87,823	85,55,438	2,89,858	88,45,296	16,42,527	19,32,385	15%
	36,57,59,253	3,39,390	4,60,000	36,65,58,643	19,20,14,547	1,80,54,050	21,00,68,597	15,64,90,046	17,37,44,706	

  
**PRINCIPAL**  
**BRILLIANT INSTITUTE OF**  
**ENGINEERING AND TECHNOLOGY**  
 Villi & Mdl: Abdullapurmet. R.R Dist-501 505.

# BRILLIANT INSTITUTE OF ENGINEERING AND TECHNOLOGY

## INCOME AND EXPENDITURE ACCOUNT FOR THE YEAR ENDING 31 MAR 2021

EXPENDITURE		AMOUNT	INCOME		AMOUNT
To	Staff Salaries	5,87,01,731	By	Fees Receipts	9,93,17,386
To	Financial Charges	86,07,395	By	Other income	1,53,180
To	Free Ships	24,40,000	By	Consultancy Projects	12,50,000
To	Vehicle Maintenance Diesel&Petrol	10,67,996	By	Endowments	1,50,000
To	Common Services & Affiliation Charges	38,18,796	By	Alumini	95,000
To	Conveyance	16,200			
To	Exam Fee	58,53,225			
To	Repairs & Maintenance (Others)	2,13,908			
To	Building Repairs And Maintenance	2,53,250			
To	Computer Repairs And Maintenance	1,12,580			
To	Bank Charges	21,364			
To	Vehicle Repairs & Maintenance	2,23,245			
To	College Maintenance	2,13,915			
To	Green Environment & Energy Audit	25,000			
To	Hostel Maintenance	5,15,000			
To	Electricity Expenses	7,38,322			
To	Telephone & Internet Expenses	2,25,000			
To	Printing And Stationary	5,505			
To	Library	2,27,158			
To	Postel & Courier Charges	3,500			
To	Mobilisation Fund	5,400			
To	Rates&Taxes	2,14,694			
To	Seed Amount	6,14,000			
To	Transportation Charges	1,200			
To	Welfare & Medical Expenses	15,836			
To	Depreciation	2,00,75,636			
To	Excess of Income Over Expenditure	-32,44,291			
		<b>10,09,65,566</b>			<b>10,09,65,566</b>

for N R G & Co.,  
Chartered Accountants

KSVS NAARAYANA  
Partner

PLACE : HYDERABAD  
DATE : 24.12.2021



for BRILLIANT GRAMMAR SCHOOL EDUCATIONAL SOCIETY

Secretary

PRINCIPAL  
BRILLIANT INSTITUTE OF  
ENGINEERING AND TECHNOLOGY  
Vill & Mdt: Abdullapurmet. R.R Dist-501 505,



# BRILLIANT INSTITUTE OF ENGINEERING AND TECHNOLOGY

BALANCE SHEET AS AT 31.03.2021

LIABILITIES	AMOUNT	ASSETS	AMOUNT
LOAN FROM SOCIETY	38,74,87,626	FIXED ASSETS	
RESERVES AND SURPLUS	(11,39,31,990)	Gross Block	36,57,59,253
PROVISION FOR EXPENSES	68,08,014	Less: Depreciation	19,20,14,547
SUNDRY CREDITORS	60,99,410	CASH & BANK BALANCES	17,37,44,706
		FEES RECEIVABLE	22,04,534
			11,05,13,819
	<b>28,64,63,059</b>		<b>28,64,63,059</b>

for N R G & Co.,  
Chartered Accountants

KSVS NAARAYANA  
Partner



PLACE : HYDERABAD  
DATE : 24.12.2021

for BRILLIANT GRAMMAR SCHOOL EDUCATIONAL SOCIETY

Secretary

*[Signature]*

**PRINCIPAL**  
**BRILLIANT INSTITUTE OF**  
**ENGINEERING AND TECHNOLOGY**  
Vill & Mdt: Abdullapurmet, R.R Dist-501 505.

BRILLIANT INSTITUTE OF ENGINEERING AND TECHNOLOGY

Annexure - 1

DEPRECIATION ON FIXED ASSETS										
Description	Gross Block 31.03.2020	Additions		Totals 31.03.2021	Depreciation			Written Down Value		Rates
		Before 180 Days	After 180 Days		Till 31.03.2020	During the Year	Total	as on 31.03.2021	as on 31.03.2020	
Xerox Machines	3,34,000			3,34,000	1,28,882	30,768	1,59,650	1,74,350	2,05,118	15%
Buildings	29,89,72,908		40,12,430	30,29,85,338	13,32,98,484	1,67,68,064	15,00,66,548	15,29,18,790	16,56,74,424	10%
Books	45,42,036		77,490	46,19,526	44,89,046	91,736	45,80,781	38,745	52,991	100%
Computers	1,54,36,085			1,54,36,085	1,33,31,147	8,41,975	1,41,73,122	12,62,963	21,04,938	40%
Furniture	26,53,607			26,53,607	16,35,077	1,01,853	17,36,930	9,16,677	10,18,530	10%
Generator	0			0	0	0	0	0	0	15%
Lab Equipments	1,43,35,928		9,89,330	1,53,25,258	84,56,062	9,56,180	94,12,241	59,13,016	58,79,866	15%
Land	52,40,165			52,40,165	0	0	0	52,40,165	52,40,165	0%
Office Equipment	4,57,427			4,57,427	3,52,290	15,771	3,68,060	89,367	1,05,137	15%
College Equipment	55,74,205	8,08,080		63,82,285	8,66,866	8,27,313	16,94,179	46,88,106	47,07,339	15%
Software	2,08,114			2,08,114	2,06,906	483	2,07,389	725	1,208	40%
Ups	16,29,625			16,29,625	9,59,722	1,00,485	10,60,208	5,69,417	6,69,903	15%
Vehicles	1,04,87,823			1,04,87,823	82,14,429	3,41,009	85,55,438	19,32,385	22,73,394	15%
	35,98,71,923	8,08,080	50,79,250	36,57,59,253	17,19,38,911	2,00,75,636	19,20,14,547	17,37,44,706	18,79,33,012	



PRINCIPAL  
BRILLIANT INSTITUTE OF  
ENGINEERING AND TECHNOLOGY  
Vill & Mdt: Abdullapurmet. R.R Dist-501 505.



**BRILLIANT INSTITUTE OF ENGINEERING AND TECHNOLOGY**

**INCOME AND EXPENDITURE ACCOUNT FOR THE YEAR ENDING 31 MAR 2020**

EXPENDITURE		AMOUNT	INCOME		AMOUNT
To	Staff Salaries	6,62,51,547	By	Fees Receipts	11,92,88,959
To	Financial Charges	1,01,91,503	By	Endowments	2,75,000
To	Free Ships	16,15,000	By	Alumini	1,20,000
To	Vehicle Maintenance Diesel&Petrol	26,38,754			
To	Common Services & Affiliation Charges	99,00,974			
To	Advertisements	9,63,265			
To	Conveyance	1,86,325			
To	Exam Fee	41,39,084			
To	Repairs & Maintenance (Others)	12,86,491			
To	Building Repairs And Maintenance	30,87,408			
To	Computer Repairs And Maintenance	9,87,206			
To	Bank Charges	27,798			
To	Vehicle Repairs & Maintenance	3,04,423			
To	College Maintenance	12,34,893			
To	Hostel Maintenance	39,25,175			
To	Electricity Expenses	7,64,322			
To	Telephone & Internet Expenses	5,70,000			
To	Printing And Stationary	6,40,555			
To	Library	2,59,889			
To	Postel & Courier Charges	500			
To	Mobilisation Fund	28,700			
To	Rates&Taxes	2,74,880			
To	Seed Amount	6,59,500			
To	Transportation Charges	2,200			
To	Water Exp	500			
To	Welfare & Medical Expenses	69,525			
To	Depreciation	2,21,08,965			
To	Excess of Income Over Expenditure	-1,24,35,422			
		<b>11,96,83,959</b>			<b>11,96,83,959</b>

for N R G & Co.,  
Chartered Accountants

KSVS NAARAYANA  
Partner

PLACE : HYDERABAD  
DATE : 23.12.2020

for BRILLIANT GRAMMAR SCHOOL EDUCATIONAL SOCIETY

Secretary

**PRINCIPAL**  
**BRILLIANT INSTITUTE OF**  
**ENGINEERING AND TECHNOLOGY**  
Vill & Md: Abdullapurmet. R.R Dist-501 505.

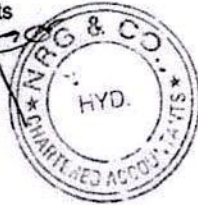
**BRILLIANT INSTITUTE OF ENGINEERING AND TECHNOLOGY**

**BALANCE SHEET AS AT 31.03.2020**

LIABILITIES	AMOUNT	ASSETS		AMOUNT
LOAN FROM SOCIETY	39,08,33,812	FIXED ASSETS		
RESERVES AND SURPLUS	(11,06,87,699)	Gross Block	35,98,71,923	
PROVISION FOR EXPENSES	1,60,43,383	Less: Depreciation	17,19,38,911	18,79,33,012
SUNDRY CREDITORS	75,32,289	DEPOSITS		
		Fixed Deposit		
		Other Deposits		
		CASH & BANK BALANCES		40,63,518
		FEES RECEIVABLE		11,17,25,255
	<b>30,37,21,785</b>			<b>30,37,21,785</b>

for N R G & Co.,  
Chartered Accountants

KSVS NAARAYANA  
Partner



for BRILLIANT GRAMMAR SCHOOL EDUCATIONAL SOCIETY

Secretary

**PRINCIPAL**  
**BRILLIANT INSTITUTE OF**  
**ENGINEERING AND TECHNOLOGY**  
Vill & Mdl: Abdullapurmet, R.R Dist-501 505.

PLACE : HYDERABAD  
DATE : 23.12.2020



BRILLIANT INSTITUTE OF ENGINEERING AND TECHNOLOGY

Annexure - 1

DEPRECIATION ON FIXED ASSETS										
Description	Gross Block 31.03.2019	Additions		Totals 31.03.2020	Depreciation			Written Down Value		Rates
		Before 180 Days	After 180 Days		Till 31.03.2019	During the Year	Total	as on 31.03.2020	as on 31.03.2019	
Xerox Machines	3,34,000			3,34,000	92,685	36,197	1,28,882	2,05,118	2,41,315	15%
Buildings	29,89,72,908			29,89,72,908	11,48,90,215	1,84,08,269	13,32,98,484	16,56,74,424	18,40,82,694	10%
Books	44,36,055		1,05,981	45,42,036	43,44,004	1,45,042	44,89,046	52,991	92,052	100%
Computers	1,54,36,085			1,54,36,085	1,19,27,855	14,03,292	1,33,31,147	21,04,938	35,08,230	40%
Furniture	26,53,607			26,53,607	15,21,907	1,13,170	16,35,077	10,18,530	11,31,700	10%
Generator	0			0	0	0	0	0	0	15%
Lab Equipments	1,39,56,125		3,79,803	1,43,35,928	74,51,950	10,04,111	84,56,062	58,79,866	65,04,175	15%
Land	52,40,165			52,40,165	0	0	0	52,40,165	52,40,165	0%
Office Equipment	4,57,427			4,57,427	3,33,736	16,554	3,52,290	1,05,137	1,23,691	15%
College Equipment	12,90,205	84,000	42,00,000	55,74,205	4,06,748	4,60,119	8,66,866	47,07,339	8,83,457	15%
Software	2,08,114			2,08,114	2,06,101	305	2,06,906	1,208	2,013	40%
Ups	16,29,625			16,29,625	8,41,504	1,18,218	9,59,722	6,69,903	7,88,121	15%
Vehicles	1,04,87,823			1,04,87,823	78,13,242	4,01,187	82,14,429	22,73,394	26,74,581	15%
	35,51,02,140	84,000	46,85,784	35,98,71,923	14,98,29,946	2,21,08,965	17,19,38,911	18,79,33,012	20,52,72,193	



PRINCIPAL  
BRILLIANT INSTITUTE OF  
ENGINEERING AND TECHNOLOGY  
Vill & Mdl: Abdullapurmet. R.R Dist-501 505.

**BRILLIANT INSTITUTE OF ENGINEERING AND TECHNOLOGY**


**INCOME AND EXPENDITURE ACCOUNT FOR THE YEAR ENDING 31 MAR 2019**

EXPENDITURE		AMOUNT	INCOME		AMOUNT
To	Staff Salaries	6,19,72,969	By	Fees Receipts	10,13,36,290
To	Financial Charges	1,07,59,461	By	Other Income	6,67,402
To	Free Ships	7,50,000	By	Endowments	2,50,000
To	Vehicle Maintanance Disel&Petrol	18,41,326	By	Alumini	80,000
To	Affiliation Charges	1,09,31,039			
To	Conveyance	76,479			
To	Repairs & Maitanence (Others)	11,85,578			
To	Building Repairs And Maintenance	41,09,958			
To	Computer Repairs And Maintenance	14,04,952			
To	Bank Charges	25,607			
To	Vehicle Repairs & Maintence.	9,46,929			
To	College Maintenance	12,19,451			
To	Electricity Expenses	7,61,857			
To	Telephone Expenses	3,47,300			
To	Printing And Stationary	3,29,942			
To	Library	6,09,619			
To	Courier Charges	500			
To	Mobilisation Fund	36,800			
To	Rates&Taxes	1,02,796			
To	Student Welfare	9,32,000			
To	SB TET	3,90,018			
To	Seed Amount	6,72,200			
To	SCM Exp	1,65,000			
To	TAFRC Fee	91,062			
To	Transportation Charges	33,800			
To	Water Exp	288			
To	Welfare & Medical Expenses	1,49,205			
To	Depreciation	2,27,62,393			
To	Excess of Income Over Expenditure	-2,02,74,837			
		<b>10,23,33,692</b>			<b>10,23,33,692</b>

for N R G & Co.,  
Chartered Accountants

KSVS NAARAYANA  
Partner

PLACE : HYDERABAD  
DATE : 14.10.2019



for BRILLIANT GRAMMAR SCHOOL EDUCATIONAL SOCIETY

Secretary

*(Signature)*

*(Signature)*  
**PRINCIPAL**  
**BRILLIANT INSTITUTE OF**  
**ENGINEERING AND TECHNOLOGY**  
VIII & Mdl: Abdullapurmet, R.R Dist-501 505.



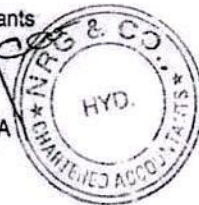
**BRILLIANT INSTITUTE OF ENGINEERING AND TECHNOLOGY**

**BALANCE SHEET AS AT 31.03.2019**

LIABILITIES	AMOUNT	ASSETS		AMOUNT
LOAN FROM SOCIETY	36,40,58,246	FIXED ASSETS		
RESERVES AND SURPLUS	(9,82,52,277)	Gross Block	35,51,02,140	
PROVISION FOR EXPENSES	2,11,92,458	Less: Depreciation	14,98,29,946	20,52,72,193
SUNDRY CREDITORS	21,24,408	CASH & BANK BALANCES		21,02,343
		FEES RECEIVABLE		8,17,48,299
	<b>28,91,22,835</b>			<b>28,91,22,835</b>

for N R G & Co.,  
Chartered Accountants

KSVS NAARAYANA  
Partner



PLACE : HYDERABAD  
DATE : 14.10.2019

for BRILLIANT GRAMMAR SCHOOL EDUCATIONAL SOCIETY

Secretary

**PRINCIPAL**  
**BRILLIANT INSTITUTE OF**  
**ENGINEERING AND TECHNOLOGY**  
Vill & Mdt: Abdullapurmet. R.R Dist-501 505.

BRILLIANT INSTITUTE OF ENGINEERING AND TECHNOLOGY

Annexure - 1

DEPRECIATION ON FIXED ASSETS										
Description	Gross Block	Additions		Totals	Depreciation			Written Down Value		Rates
	31.03.2018	Before 180 Days	After 180 Days	31.03.2019	Till 31.03.2018	During the Year	Total	as on 31.03.2019	as on 31.03.2018	
Xerox Machines	3,34,000			3,34,000	50,100	42,585	92,685	2,41,315	2,83,900	15%
Buildings	28,07,45,121		1,82,27,787	29,89,72,908	9,54,49,237	1,94,40,978	11,48,90,215	18,40,82,694	18,52,95,884	10%
Books	42,51,952		1,84,103	44,36,055	40,53,323	2,90,681	43,44,004	92,052	1,98,629	100%
Computers	1,13,89,035	30,450	40,16,600	1,54,36,085	1,09,27,901	9,99,953	1,19,27,855	35,08,230	4,61,134	40%
Furniture	26,53,607			26,53,607	13,96,163	1,25,744	15,21,907	11,31,700	12,57,444	10%
Generator	0			0	0	0	0	0	0	15%
Lab Equipments	1,37,40,256		2,15,869	1,39,56,125	63,23,202	11,28,748	74,51,950	65,04,175	74,17,054	15%
Land	52,40,165			52,40,165	0	0	0	52,40,165	52,40,165	0%
Office Equipment	4,57,427			4,57,427	3,11,908	21,828	3,33,736	1,23,691	1,45,519	15%
College Equipment	6,50,605		6,39,600	12,90,205	3,07,279	99,469	4,06,748	8,83,457	3,43,326	15%
Software	2,08,114			2,08,114	2,04,759	1,342	2,06,101	2,013	3,355	40%
Ups	14,07,325	2,22,300		16,29,625	7,02,424	1,39,080	8,41,504	7,88,121	7,04,901	15%
Vehicles	1,04,87,823			1,04,87,823	73,41,257	4,71,985	78,13,242	26,74,581	31,46,566	15%
	33,15,65,431	2,52,750	2,32,83,959	35,51,02,140	12,70,67,553	2,27,62,393	14,98,29,946	20,52,72,193	20,44,97,878	



PRINCIPAL  
BRILLIANT INSTITUTE OF  
ENGINEERING AND TECHNOLOGY  
Vill & Mdl: Abdullapurmet. R.R Dist-501 505.



**BRILLIANT INSTITUTE OF ENGINEERING AND TECHNOLOGY**

**INCOME AND EXPENDITURE ACCOUNT FOR THE YEAR ENDING 31 MAR 2018**

EXPENDITURE		AMOUNT	INCOME		AMOUNT
To	Staff Salaries	5,39,97,274	By	Fees Receipts	8,44,84,842
To	Financial Charges	1,56,35,680	By	Endowments	2,00,000
To	Free Ships	22,20,000	By	Alumini	75,000
To	Vehicle Maintanance Disel&Petrol	28,69,538			
To	Affiliation Charges	72,81,950			
To	Conveyance	79,595			
To	Repairs & Maitanence (Others)	3,44,309			
To	Building Repairs And Maintenance	31,73,628			
To	Computer Repairs And Maintenance	12,61,900			
To	Bank Charges	7,152			
To	Vehicle Repairs & Maintenance.	8,55,266			
To	College Maintenance	5,76,414			
To	Electricity Expenses	5,95,959			
To	Printing And Stationary	6,47,960			
To	Library	4,24,541			
To	Mobilisation Fund	45,200			
To	Penal Damages	3,75,147			
To	Couriers Charges	1,500			
To	Rates&Taxes	4,24,000			
To	Student Welfare	9,17,000			
To	Seed Amount	8,04,500			
To	Transportation Charges	6,200			
To	Telephone Expenses	10,650			
To	Welfare & Medical Expenses	1,10,815			
To	Depreciation	2,22,10,654			
To	Excess of Income Over Expenditure	-3,01,16,989			
		<b>8,47,59,842</b>			<b>8,47,59,842</b>

for N R G & Co.,  
Chartered Accountants

KSVS NAARAYANA,  
Partner

PLACE : HYDERABAD  
DATE : 26.07.2018

for BRILLIANT GRAMMAR SCHOOL EDUCATIONAL SOCIETY

Secretary


**PRINCIPAL**  
**BRILLIANT INSTITUTE OF**  
**ENGINEERING AND TECHNOLOGY**  
Vill & Mdl: Abdullapurmet, R.R Dist-501 505.

BRILLIANT INSTITUTE OF ENGINEERING AND TECHNOLOGY				
BALANCE SHEET AS AT 31.03.2018				
LIABILITIES	AMOUNT	ASSETS		AMOUNT
LOAN FROM SOCIETY	33,71,05,671	FIXED ASSETS		
RESERVES AND SURPLUS	(7,47,76,467)	Gross Block	33,15,65,431	
PROVISION FOR EXPENSES	1,39,89,824	Less: Depreciation	12,70,67,553	20,44,97,878
SUNDRY CREDITORS	33,52,636	DEPOSITS		
		Fixed Deposit	25,61,630	25,61,630
		Other Deposits		
		CASH & BANK BALANCES		49,33,836
		FEES RECEIVABLE		6,76,78,320
	27,96,71,664			27,96,71,664

for N R G & Co.,  
Chartered Accountants

KSVS NAARAYANA  
Partner

PLACE : HYDERABAD  
DATE : 26.07.2018



for BRILLIANT GRAMMAR SCHOOL EDUCATIONAL SOCIETY

Secretary

PRINCIPAL  
BRILLIANT INSTITUTE OF  
ENGINEERING AND TECHNOLOGY  
Vill & Mdl: Abdullapurmet. R.R Dist-501 505.



## Annexure - 1

DEPRECIATION ON FIXED ASSETS										
Description	Gross Block	Additions		Totals	Depreciation			Written Down Value		Rates
	31.03.2017	Before 180 Days	After 180 Days	31.03.2018	Till 31.03.2017	During the Year	Total	as on 31.03.2018	as on 31.03.2017	
Xerox Machines	0	3,34,000		3,34,000	0	50,100	50,100	2,83,900	0	15%
Buildings	25,52,16,922		2,55,28,199	28,07,45,121	7,62,79,039	1,91,70,198	9,54,49,237	18,52,95,884	17,89,37,884	10%
Books	38,54,694	0	3,97,258	42,51,952	37,52,372	3,00,951	40,53,323	1,98,629	1,02,322	100%
Computers	1,13,89,035			1,13,89,035	1,02,36,201	6,91,701	1,09,27,901	4,61,134	11,52,834	60%
Furniture	24,23,607	2,30,000		26,53,607	12,56,447	1,39,716	13,96,163	12,57,444	11,67,160	10%
Generator	0			0	0	0	0	0	0	15%
Lab Equipments	1,14,43,792	0	22,96,464	1,37,40,256	52,16,939	11,06,263	63,23,202	74,17,054	62,26,853	15%
Land	52,40,165			52,40,165	0	0	0	52,40,165	52,40,165	0%
Office Equipment	4,57,427			4,57,427	2,86,229	25,680	3,11,908	1,45,519	1,71,198	15%
College Equipment	6,50,605	0	0	6,50,605	2,46,692	60,587	3,07,279	3,43,326	4,03,913	15%
Software	2,08,114		0	2,08,114	2,02,522	2,237	2,04,759	3,355	5,592	40%
Ups	12,09,405	11,500	1,86,420	14,07,325	5,94,478	1,07,946	7,02,424	7,04,901	6,14,927	15%
Vehicles	1,04,87,823			1,04,87,823	67,85,981	5,55,276	73,41,257	31,46,566	37,01,842	15%
	30,25,81,590	5,75,500	2,84,08,341	33,15,65,431	10,48,56,899	2,22,10,654	12,70,67,553	20,44,97,878	19,77,24,691	



PRINCIPAL  
BRILLIANT INSTITUTE OF  
ENGINEERING AND TECHNOLOGY  
Vill & Mdl: Abdullapurmet, R.R Dist-501 505.